

# Driver Selection Chart

## Choose the right disc for your game



FOR EXPERIENCED

GOOD FOR ALL

BEST FOR BEGINNERS

SPEED 11

### TeeRex

**11 5**  
**0 4**  
Our fastest overstable driver.  
DX STAR



### Wraith

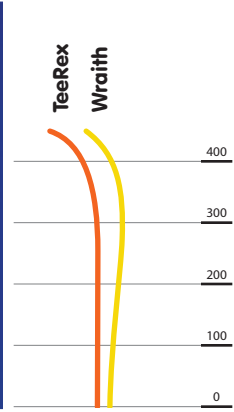
**11 5**  
**-1 3**  
Our fastest stable driver.  
DX PRO STAR



### FLIGHT PATHS

Each disc has a unique flight path as seen on the right side of the chart. These flight paths represent a disc thrown flat and far by an advanced level player. Righty backhand or lefty sidearm is shown.

Each flight path displays the beginning of the flight at the bottom and the finish at the top. Higher speed discs have longer flight paths shown than lower speed discs even though the flight paths may look the same.



SPEED 10

### Monster

**10 3**  
**0 5**  
Our most overstable driver.  
CHAMPION STAR



### Starfire

**10 4**  
**0 3**  
A long consistent driver.  
CHAMPION STAR



### Orc

**10 4**  
**-1 3**  
Our most popular stable driver.  
DX CHAMPION STAR



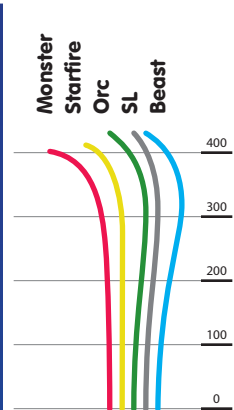
### SL

**10 5**  
**-1 2**  
Easy to control. Maximizes distance.  
PRO STAR



### Beast

**10 4**  
**-2 3**  
A great first Distance Driver. Turns and glides.  
DX PRO CHAMPION STAR



SPEED 9

### Firebird

**9 3**  
**0 4**  
Our most popular overstable driver.  
DX CHAMPION STAR



### FL

**9 3**  
**0 2**  
Headwind driver, great for sidearm shots too.  
PRO STAR



### Viking

**9 4**  
**-1 2**  
Our straightest Distance Driver.  
DX CHAMPION STAR



### Valkyrie

**9 4**  
**-2 2**  
World Record holder for distance: 820 feet!  
DX PRO CHAMPION STAR



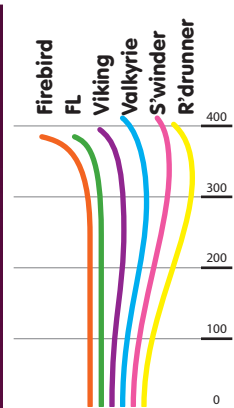
### Sidewinder

**9 5**  
**-3 1**  
Great first driver and roller.  
CHAMPION STAR



### Roadrunner

**9 5**  
**-4 2**  
Beginner friendly roller disc.  
CHAMPION STAR



SPEED 7 & 8

### Banshee

**7 3**  
**0 3**  
Accurate overstable fairway shots.  
DX CHAMPION STAR



### TeeBird

**7 5**  
**0 2**  
The choice of top pros for deadly accuracy.  
DX CHAMPION STAR



### TL

**7 5**  
**0 1**  
A smooth flying straight driver. Great first driver.  
PRO STAR



### Eagle

**7 4**  
**-1 3**  
Dependable for straight or turnover drives.  
DX CHAMPION STAR



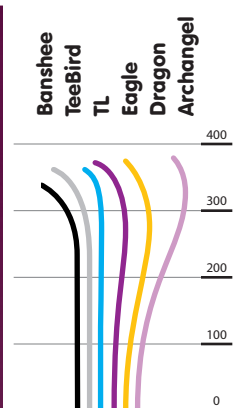
### Dragon

**8 6**  
**-2 2**  
Floats in water. 150 grams. Nice beginner disc.  
DX



### Archangel

**8 6**  
**-4 1**  
Maximizes beginner throws. Lots of glide.  
DX



SPEED 5 & 6

### Viper

**5 4**  
**+1 5**  
Overstable flex shot disc.  
DX



### Whippet

**6 3**  
**+1 5**  
A proven wind fighter. Power shots. Big hyzers.  
DX KC PRO



### Gazelle

**6 4**  
**0 2**  
Great for beginners. Straight and simple.  
DX



### Raven

**5 4**  
**-1 2**  
Large diameter disc with good glide.  
DX



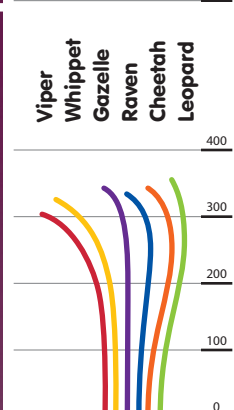
### Cheetah

**6 4**  
**-2 2**  
Finesse driver with solid fade.  
DX



### Leopard

**6 5**  
**-2 1**  
Our best learning driver. Great glide, little fade.  
DX PRO CHAMPION STAR



OVERSTABLE

STABLE

UNDERSTABLE

Distance Driver

Distance Driver

Distance Driver

Fairway Driver

Fairway Driver

## How to use this chart

Each disc golfer's throw is unique. This chart will help determine the right INNOVA driver for your throw. Once you have thrown one of our drivers, you can use this chart as a frame of reference to choose others.

Driver choice is based primarily on two characteristics - Speed and Stability - so we have arranged the Driver Chart accordingly. The least stable discs are listed on the right, and the most overstable discs on the left. The fastest flying distance drivers are listed at the top, and the distance control fairway drivers at the bottom.

A few tips in selecting the driver to complement your game:

- If you are new to disc golf, try less stable drivers. These drivers listed on the right side of the chart tend to fly straighter and glide longer. These discs roll well too.
- The most versatile drivers are in the middle of the chart.
- If you are looking for a driver for sidearm (forehand), throws into the wind, or sharp fades, consider the overstable drivers listed on the left side of the chart.
- When extra accuracy and distance is desired choose a Fairway Driver for added control.
- Newer players can benefit from lighter weight drivers.
- Righty backhand and lefty sidearm shots naturally curve left at the end of flight. Lefty backhands and righty sidearm shots naturally curve right.

For more information on our discs, visit [www.innovadiscs.com](http://www.innovadiscs.com)

## The Numbers

### SPEED - in green

Speed is the ability of the disc to cut through the air. Speed ratings are listed up the left side of the page. Discs with higher numbers are faster. Faster discs go farther with less effort. Lower number discs are for distance controlled shots.

### GLIDE - in orange

Glide refers to the ability to maintain loft during flight. More glide is best for new players and for producing maximum distance, especially downwind. A disc rated 6 has the most glide. Beginners should choose discs with more glide.

### TURN - in blue

High Speed Turn — The tendency of a disc to turn over or bank to the right (for RHBH\* throwers) early in the flight. A +1 rating is most resistant to turning over, while a -4 rating will turn the most. Discs rated -2 to -4 make good roller discs.

### FADE - in yellow

Low Speed Fade — At the end of the flight, all discs tail off (hook) to the left (for RHBH\* throwers) but some will hook harder than others. A disc rated 1 will finish straightest, while a disc rated 5 will hook hard at the end of the flight.

9	4
-2	2

## Plastics

INNOVA offers four types of plastic. Each offers unique benefits.

**DX** - INNOVA's grippiest and most affordable.

**PRO** - Durable yet grippy with increased glide.

**CHAMPION** - The original super-durable plastic - ideal for drivers.

**STAR** - Our latest innovation. STAR offers the durability of Champion with improved grip. The pinnacle of plastics.

\* RHBH = Right Handed Back Hand throw